



PACKRAT[®] Faculty Guide 2023

SCORE REPORT SUPPLEMENT

Table of Contents

PREFACE	3
SCORING & ANALYTICAL REPORTS	4
NEW SCORE REPORT DASHBOARDS	5
Individual Student Report	5
Program Performance Report	8
Program Composite Report	10
EXAM DELIVERY	12


Preface

Dear Members,

In Fall of 2023, PAEA launched the new Assessment Center which includes the Assessment Shop, Assessment Hub and Exam Delivery Platform. With the launch of the new platform, how you access score reports has changed. In addition, for PACKRAT® how we report the data has also changed. We no longer are reporting based on program assigned “Year One” and “Year Two” class designations. The purpose of this supplement is to describe the changes to how we report data and show the new PACKRAT score report dashboards. Additionally, to be consistent with assessment best practices and consistency between programs, we are no longer offering customized time when giving the PACKRAT.

PAEA Assessment prides ourselves in delivering quality, advancing learning, and facilitating success. We could not do it without our members. We hope you find this Supplement helpful and appreciate your continued interest in the PAEA PACKRAT. Should you have additional questions, feel free to contact me directly at cjohnson@PAEAonline.org.

Sincerely,

A handwritten signature in black ink, appearing to read 'Casey Johnson', with a long horizontal flourish extending to the right.

Casey Johnson, PhD
Senior Director of Assessment Services/Psychometrician

Scoring & Analytical Reports

Prior to August of 2023, PACKRAT used “Year One” and “Year Two” distinctions at the student-level to allow programs to identify students who were sitting for the exam earlier or later in their PA education career. With most programs opting to administer PACKRAT to students twice, this was a helpful distinction and worked for most programs based on their program length; however, for other programs this was a nominal distinction, and it was found that this terminology caused some confusion when interpreting score reports.

Beginning on August 22, 2023, PAEA moved to reporting aggregated PACKRAT scores based on how close students were to finishing their PA program. Analysis of multiple years’ previous data showed that 10 months prior to graduation was a highly consistent decision point for whether students were identified as Year One or Year Two (i.e., students with greater than 10 months to graduation were consistently categorized as Year One, and students with less than 10 months to graduation were consistently categorized as Year Two). Moving to this reporting structure provides programs with more precise comparison data for how their students performed relative to other students at similar levels of training, also reducing potential error both in classification and interpretation.

New Score Report Dashboards

We provide annotated examples of the new Assessment Center score report dashboards. In each case a downloadable PDF or CSV file is also available.

INDIVIDUAL STUDENT REPORT

The Individual Student Report shows the test taker how they performed on the exam compared to national means. Sub-scores help the test taker identify target areas of strengths and weaknesses relative to national average performance.

Download a PDF

EXPORT

Filter by Student and Administration Date

Select to display Content Category or Task Area subscores

Your Performance

Your Performance	> 10 Months to Graduation National Performance	< 10 Months to Graduation National Performance
184	134	158


The table above shows your performance on PACKRAT®, as well as national comparative data for students at two points in the PA program. Please consult with your faculty as to which national comparison group is more appropriate for you.

Subscore Category

Task

Content Area	Content Blueprint Percentage	Your Performance	> 10 Months to Graduation National Performance	< 10 Months to Graduation National Performance
Clinical Therapeutics	18%	73%	54%	64%
Diagnosis	18%	80%	67%	77%
History and Physical	16%	78%	66%	76%
Clinical Intervention	14%	81%	60%	71%
Diagnostic Studies	14%	88%	56%	68%
Health Maintenance	10%	95%	51%	62%
Scientific Concepts	10%	86%	60%	70%

This table shows the percentage of PACKRAT items belonging to each subscore area, your performance and how students performed at two points in their education. Please be aware that subscores are based on fewer items than total scores and are thereby less reliable than total scores. Please use this data in conjunction with other information in identifying relative areas of strength and weakness.



Program: PAEA Test Program

Robert Furter

ASSESSMENT HUB HOME STUDENT ROSTER SCHEDULING SCORE REPORTS ASSESSMENT CENTER

INDIVIDUAL STUDENT REPORTS

Graduation Year
2023

Exam Program
PACKRAT

Student Group
Packratters

Exam
PACKRAT v27

Student
Packrat1 Taker1

Administration Date
08/18/2023

EXPORT

Your Performance	> 10 Months to Graduation National Performance	< 10 Months to Graduation National Performance
184	134	158

The table above shows your performance compared to national comparison group is

Individual student's overall score


Individual student's subscores by selected Subscore Category

Subscore Category

Content Category

Content Area	Content Blueprint Percentage	Your Performance	> 10 Months to Graduation National Performance	< 10 Months to Graduation National Performance
Cardiology	16%	81%	59%	71%
Pulmonology	12%	81%	77%	66%
Gastrointestinal/Nutritional	10%	77%	55%	81%
Orthopedics/Rheumatology	10%	82%	59%	65%
ENT/Ophthalmology	9%	85%	58%	66%
Obstetrics/Gynecology	8%	72%	55%	64%
Endocrinology	6%	92%	52%	77%
Neurology	6%	86%	63%	72%
Psychiatry/Behavioral Medicine	6%	64%	63%	78%
Urology/Renal	6%	86%	70%	79%
Dermatology	5%	91%	55%	67%
Hematology	3%	100%	49%	56%
Infectious Diseases	3%	86%	60%	66%

This table shows the percentage of PACKRAT items belonging to each subscore area, your performance and how students performed at two points in their education. Please be aware that subscores are based on fewer items than total scores and are thereby less reliable than total scores. Please use this data in conjunction with other information in identifying relative areas of strength and weakness.



Program: PAAE Test, Program

Robert Furter

ASSESSMENT HUB HOME STUDENT ROSTER SCHEDULING SCORE REPORTS ASSESSMENT CENTER

INDIVIDUAL STUDENT REPORTS

Graduation Year

2023

Student Group

Packratters

Student

Packrat! Taker!

EXPORT

Exam Program

PACKRAT

Exam

PACKRAT v27

Administration Date

08/18/2023

Your Performance	> 10 Months to Graduation National Performance	< 10 Months to Graduation National Performance
184	134	158

The table above shows your performance on PACKRAT®, as well as national comparative data for students at two points in the PA program. Please consult with your faculty as to which national comparison group is more appropriate for you.

Subscore Category

Keyword

Select "Keyword" to display the keyword feedback of incorrectly answered items

Content Category Coding : Task Area, Diagnosis

The following list includes keyword feedback for the questions you answered incorrectly on the exam. If you missed multiple questions in one Content Category, the topic is only listed once. Therefore, you should not assume that the number of entries below directly corresponds to the number of questions you answered incorrectly.

- Cardiology: Clinical Intervention, Supraventricular tachycardia
- Cardiology: Clinical Intervention, Varicose veins
- Cardiology: Clinical Therapeutics, Heart failure
- Cardiology: Diagnosis, Acute arterial occlusion
- Cardiology: Diagnosis, Takotsubo cardiomyopathy
- Cardiology: Health Maintenance, Abdominal aortic aneurysm screening
- Cardiology: Scientific Concepts, Infective endocarditis
- Dermatology: History and Physical, Nail psoriasis
- Endocrinology: Clinical Therapeutics, Diabetes mellitus type 2
- ENT/ophthalmology: Clinical Intervention, Mastoiditis
- ENT/ophthalmology: Clinical Therapeutics, Acute bacterial rhinosinusitis
- ENT/ophthalmology: Clinical Therapeutics, Oral candidiasis

New Score Report Dashboards

PROGRAM PERFORMANCE REPORT

The Program Performance Report shows program faculty how the cohort of test takers compare to national means. Overall and sub-score cohort means are compared to the national average. The report also shows the cohort distribution among the performance levels compared to the reference population distribution.

Download a PDF

Graduation Year: 2023 | Student Group: All | Exam: PACKRAT | EXPORT

Click on the exam you wish to view

Filter results by Year, Group, and Exam

Exam	Time to Graduation	Number of Students	Program Mean Score	Program Standard Deviation	National Count	National Mean Score	National Standard Deviation
PACKRAT v27	> 10 Months to Graduation	-	-	-	7978	134	20
PACKRAT v27	< 10 Months to Graduation	33	169	36	9430	158	18


The table above shows descriptive statistics for how students of a given graduation year and/or student group performed on PACKRAT®, as well as national comparative data for students at similar points in their PA program. Many students take PACKRAT twice in the course of the PA program. The student groups can help you in your programmatic evaluation by providing appropriate comparison groups. Note, PACKRAT uses raw scores. Scores may vary across versions of the PACKRAT as they may vary in difficulty and raw scores do not account for this variance.

Select to display Content Category or Task Area subscores

Subscore Category: Content Category

	Content Blueprint Percentage	Program Mean Score	National Mean Score
Cardiology	16%	74%	71%
Pulmonology	12%	75%	66%
Gastrointestinal/Nutritional	10%	76%	81%
Orthopedics/Rheumatology	10%	75%	65%
ENT/Ophthalmology	9%	76%	66%
Obstetrics/Gynecology	8%	76%	64%
Endocrinology	6%	75%	77%
Neurology	6%	74%	72%
Psychiatry/Behavioral Medicine	6%	76%	78%
Urology/Renal	6%	77%	79%
Dermatology	5%	77%	67%
Hematology	3%	76%	56%
Infectious Diseases	3%	73%	66%

This table is conditioned on the PACKRAT® exam and Student Group you selected above. This table shows the percentage of PACKRAT items belonging to each subscore area, how your program performed and how students performed nationwide. The national comparative data is updated regularly once 300 students have sat a given PACKRAT form. Please be aware that subscores are based on fewer items than total scores and are thereby less reliable than total scores. Furthermore, PACKRAT uses raw scores in reporting, and it is possible that certain areas are more difficult than others. Please use this data in conjunction with other information in identifying relative areas of strength and weakness within your program, Graduation Year and/or Student Group. For more information, go to PACKRATExam.org



Program: PAEA Test Program

Robert Furter

PROGRAM PERFORMANCE REPORTS

Graduation Year: 2023

Student Group: All

Exam: PACKRAT

EXPORT

Click on the exam you wish to view

Exam	Time to Graduation	Number of Students	Program Mean Score	Program Standard Deviation	National Count	National Mean Score	National Standard Deviation
PACKRAT v27	> 10 Months to Graduation	-	-	-	7978	134	20
PACKRAT v27	< 10 Months to Graduation	33	169	36	9430	158	18

Scores are reported by students' Time to Graduation

National statistics by Time to Graduation

Subscore Category: Task

	Content Blueprint Percentage	Program Mean Score	National Mean Score
Clinical Therapeutics	18%	75%	64%
Diagnosis	18%	73%	77%
History and Physical	16%	76%	76%
Clinical Intervention	14%	75%	71%
Diagnostic Studies	14%	77%	68%
Health Maintenance	10%	76%	62%
Scientific Concepts	10%	75%	70%

This table is conditioned on the PACKRAT® exam and Student Group you selected above.

This table shows the percentage of PACKRAT items belonging to each subscore area, how your program performed and how students performed nationwide. The national comparative data is updated regularly once 300 students have sat a given PACKRAT form. Please be aware that subscores are based on fewer items than total scores and are thereby less reliable than total scores. Furthermore, PACKRAT uses raw scores in reporting, and it is possible that certain areas are more difficult than others. Please use this data in conjunction with other information in identifying relative areas of strength and weakness within your program, Graduation Year and/or Student Group.

For more information, go to PACKRATExam.org

New Score Report Dashboards

PROGRAM COMPOSITE REPORT

The Program Composite Report compiles individual student scores into an Excel workbook that shows each student's overall and sub-score information, the date they took the exam, and whether the result has been released to the student.

Program: PAEA Test Program | **Robert Furter**

ASSESSMENT HUB HOME | STUDENT ROSTER | SCHEDULING | SCORE REPORTS | ASSESSMENT CENTER


PROGRAM COMPOSITE REPORTS

Graduation Year: 2023 | Student Group: Packratters | Exam Program: PACKRAT | Exam: PACKRAT v27 | **EXPORT**

Subscore Categories: Content Category | **View Content Category or Task Area subscores**

Student	Exam Date	ReL.	Overall		Subscore												
			Raw	%	1	2	3	4	5	6	7	8	9	10	11	12	13
<input type="checkbox"/> Taker1, Packrat1	08/18/2023		184	82%	81%	81%	77%	82%	85%	72%	92%	86%	64%	86%	91%	100%	86%
<input type="checkbox"/> Taker10, Packrat10	08/18/2023		186	83%	78%	78%	95%	82%	85%	83%	92%	79%	71%	93%	91%	57%	86%
<input type="checkbox"/> Taker11, Packrat11	08/18/2023		191	85%	94%	81%	64%	77%	95%	94%	77%	86%	93%	79%	100%	86%	71%
<input type="checkbox"/> Taker12, Packrat12	08/18/2023		176	78%	72%	78%	82%	73%	85%	61%	85%	86%	79%	86%	100%	71%	71%
<input type="checkbox"/> Taker13, Packrat13	08/18/2023		187	83%	89%	81%	77%	86%	85%	83%	77%	86%	93%	93%	73%	86%	43%
<input type="checkbox"/> Taker14, Packrat14	08/18/2023		196	87%	81%	85%	77%	86%	95%	100%	92%	93%	93%	86%	82%	71%	100%
<input type="checkbox"/> Taker15, Packrat15	08/18/2023		169	75%	78%	78%	77%	68%	75%	72%	85%	64%	71%	79%	91%	86%	43%
<input type="checkbox"/> Taker16, Packrat16	08/18/2023		175	78%	75%	74%	86%	73%	70%	78%	77%	79%	93%	86%	82%	100%	43%
<input type="checkbox"/> Taker17, Packrat17	08/18/2023		183	81%	78%	78%	82%	73%	90%	78%	92%	71%	93%	64%	100%	86%	100%
<input type="checkbox"/> Taker18, Packrat18	08/18/2023		179	80%	78%	81%	77%	86%	85%	67%	85%	86%	71%	100%	64%	57%	86%

- 1 Cardiology
- 2 Pulmonology
- 3 Gastrointestinal/Nutrition
- 4 Orthopedics/Rheumatology
- 5 ENT/Ophthalmology
- 6 Obstetrics/Gynecology
- 7 Endocrinology
- 8 Neurology
- 9 Psychiatry/Behavioral Medicine
- 10 Urology/Renal
- 11 Dermatology
- 12 Hematology
- 13 Infectious Diseases



Program: PAA Test Program

Robert Furter

ASSESSMENT HUB HOME STUDENT ROSTER SCHEDULING SCORE REPORTS ASSESSMENT CENTER

PROGRAM COMPOSITE REPORTS

Graduation Year: 2023

Exam Program: PACKRAT

Subscore Categories: Task

Student Group: Packratters

Exam: PACKRAT vZ7

EXPORT

Released

Key for Subscore columns

Exam Date	ReL.	Overall		Subscore						
		Raw	%	1	2	3	4	5	6	7
06/18/2023		154	82%	73%	80%	78%	81%	88%	95%	86%
06/18/2023		186	83%	80%	78%	89%	84%	81%	95%	73%
06/18/2023		191	85%	88%	90%	86%	77%	91%	82%	73%
06/18/2023		176	78%	83%	83%	81%	71%	72%	86%	68%
06/18/2023		187	83%	85%	85%	78%	77%	88%	91%	77%
06/18/2023		196	87%	90%	83%	81%	87%	88%	95%	91%
06/18/2023		169	75%	68%	73%	83%	74%	75%	77%	77%
06/18/2023		175	78%	80%	80%	61%	84%	81%	68%	91%
06/18/2023		183	81%	73%	83%	89%	77%	78%	82%	91%
06/18/2023		179	80%	78%	76%	81%	81%	88%	73%	82%

Each row shows the Student, Exam Date, if the exam has been Released, Overall scores, and Subscores (based on selected Subscore Category above).

- 1 Clinical Therapeutics
- 2 Diagnosis
- 3 History and Physical
- 4 Clinical Intervention
- 5 Diagnostic Studies
- 6 Health Maintenance
- 7 Scientific Concepts

©2023 PAEA

PACKRAT® Faculty Guide Score Report Supplement

11

Exam Delivery

To be consistent with assessment best practices and consistency between programs, we are no longer offering customized time when giving the PACKRAT. The exam can only be given for standard time which is 3 hours and 45 minutes. Options will be for time and a half and double extra time accommodations. Scheduled breaks will be every 75 questions for 10 minutes per break.



PA Education Association
655 K Street NW, Suite 700, Washington, DC 20001-2385
703-548-5538 | PAEAOnline.org

ADVANCING KNOWLEDGE THROUGH ASSESSMENT